








Nordic Team Race

2013-09-21 to 2013-09-22



Suomen Suunnistusliitto

| | Name | Team | 09-21 | | 09-22 | | Total | | Team result | |
|----|-------------------|---|--------|-----|--------|-----|--------|-----|-------------|-----|
| | | | Points | Sec | Points | Sec | Points | Sec | Points | Sec |
| 1 | Antti Rusanen |  Finland 1 | 22 | 7 | 21 | 8 | 43 | 15 | 201 | 146 |
| | Lauri Kontkanen | | 20 | 11 | 20 | 5 | 40 | 16 | | |
| | Jari Turto | | 22 | 66 | 18 | 5 | 40 | 71 | | |
| | Marko Määttä | | 21 | 9 | 18 | 13 | 39 | 22 | | |
| | Pinja Mäkinen | | 18 | 13 | 21 | 9 | 39 | 22 | | |
| 2 | Stig Gerdtman |  Sweden Yellow | 21 | 35 | 20 | 15 | 41 | 50 | 198 | 216 |
| | Martin Fredholm | | 20 | 14 | 20 | 13 | 40 | 27 | | |
| | Jens Andersson | | 19 | 81 | 21 | 21 | 40 | 102 | | |
| | Marit Wiksell | | 19 | 13 | 20 | 7 | 39 | 20 | | |
| | Lennart Wahlgren | | 19 | 12 | 19 | 5 | 38 | 17 | | |
| 3 | Martin Jullum |  Norway | 20 | 71 | 20 | 6 | 40 | 77 | 188 | 437 |
| | Geir Myhr Øien | | 19 | 69 | 19 | 15 | 38 | 84 | | |
| | Lars Jakob Waaler | | 17 | 74 | 20 | 15 | 37 | 89 | | |
| | Jan Erik Haug | | 20 | 84 | 17 | 20 | 37 | 104 | | |
| | Ole-Johan Waaler | | 19 | 72 | 17 | 11 | 36 | 83 | | |
| 4 | Erik Stålnacke |  Sweden Blue | 19 | 25 | 20 | 10 | 39 | 35 | 187 | 284 |
| | Robert Jakobsson | | 21 | 74 | 17 | 14 | 38 | 88 | | |
| | Ola Jansson | | 19 | 13 | 18 | 16 | 37 | 29 | | |
| | Erik Lundkvist | | 19 | 19 | 18 | 12 | 37 | 31 | | |
| | William Rex | | 18 | 89 | 18 | 12 | 36 | 101 | | |
| 5 | Kari Pinola | Pirkamäe | 20 | 38 | 19 | 18 | 39 | 56 | 187 | 364 |
| | Tuomas Väinä | | 17 | 29 | 21 | 77 | 38 | 106 | | |
| | Hannu Niemi | | 18 | 14 | 19 | 16 | 37 | 30 | | |
| | Pertti Hartman | | 17 | 83 | 20 | 19 | 37 | 102 | | |
| | Marja Kaukonen | | 19 | 46 | 17 | 24 | 36 | 70 | | |
| 6 | Martti Inkinen |  Finland 2 | 19 | 82 | 21 | 68 | 40 | 150 | 184 | 557 |
| | Eero Hakanen | | 19 | 240 | 20 | 13 | 39 | 253 | | |
| | Anna Jacobson | | 18 | 26 | 18 | 8 | 36 | 34 | | |
| | Sami Torstila | | 18 | 7 | 17 | 15 | 35 | 22 | | |
| | Risto Vainio | | 16 | 86 | 18 | 12 | 34 | 98 | | |
| 7 | Vibeke Vogelius |  Denmark | 18 | 22 | 20 | 24 | 38 | 46 | 180 | 507 |
| | Lars Ole Larsen | | 19 | 90 | 19 | 77 | 38 | 167 | | |
| | Søren Saxtorph | | 17 | 26 | 20 | 31 | 37 | 57 | | |
| | Knud Vogelius | | 17 | 50 | 17 | 79 | 34 | 129 | | |
| | Clive Allen | | 18 | 35 | 15 | 73 | 33 | 108 | | |
| 8 | Owe Fredholm |  Sweden 3 | 20 | 98 | 19 | 25 | 39 | 123 | 176 | 486 |
| | Eva Fredholm | | 19 | 24 | 17 | 14 | 36 | 38 | | |
| | Tomas Jansson | | 18 | 89 | 18 | 19 | 36 | 108 | | |
| | Clara Jakobsson | | 15 | 111 | 18 | 18 | 33 | 129 | | |
| | Bosse Sandström | | 16 | 77 | 16 | 11 | 32 | 88 | | |
| 9 | Ari Uotila | Satakunta | 20 | 77 | 20 | 15 | 40 | 92 | 169 | 682 |
| | Miia Turto | | 20 | 94 | 20 | 11 | 40 | 105 | | |
| | Lasse Inkinen | | 17 | 91 | 17 | 30 | 34 | 121 | | |
| | Seppo Keskimäki | | 15 | 133 | 13 | 75 | 28 | 208 | | |
| | Sami Keskimäki | | 13 | 81 | 14 | 75 | 27 | 156 | | |
| 10 | Roope Näsi | Tiim Pohojamäe | 17 | 80 | 20 | 13 | 37 | 93 | 167 | 415 |
| | Kyllikki Anttila | | 18 | 25 | 17 | 15 | 35 | 40 | | |
| | Eero Kattilakoski | | 19 | 78 | 16 | 14 | 35 | 92 | | |
| | Johanna Määttä | | 15 | 86 | 16 | 13 | 31 | 99 | | |
| | Pauli Anttila | | 13 | 79 | 16 | 12 | 29 | 91 | | |